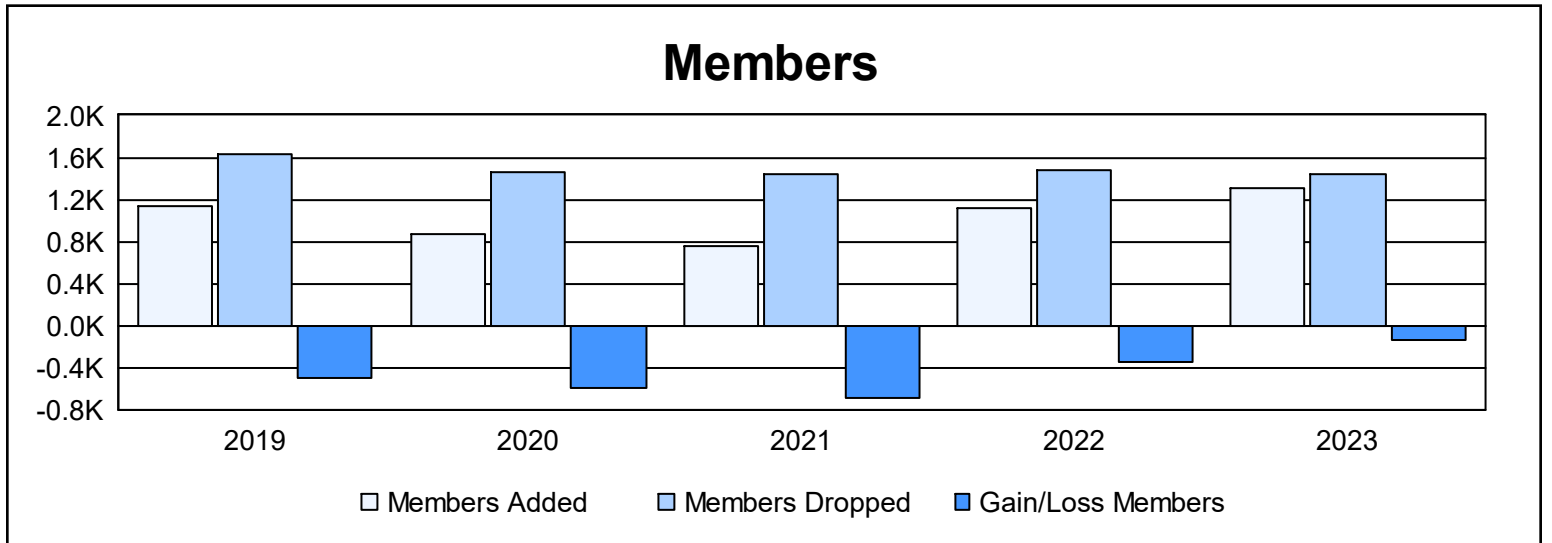
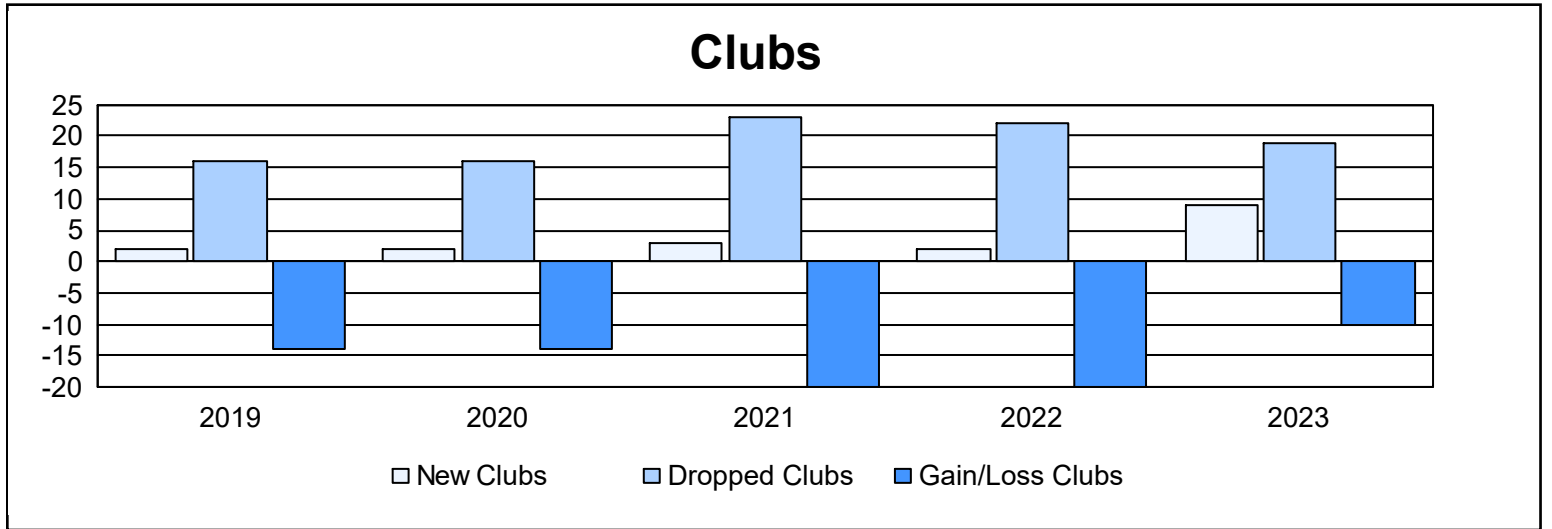
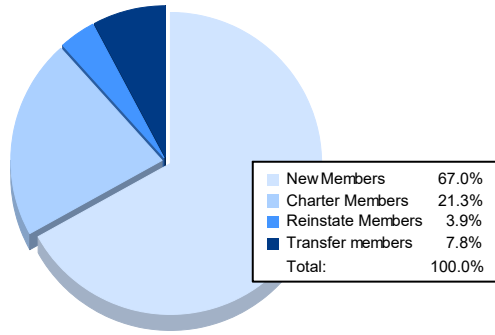


| Year | New Clubs | Dropped Clubs | Gain/ Loss Clubs | New Members | Charter Members | Reinstate Members | Transfer Members | Total Member Added | Total Members Dropped | Gain/ Loss Members |
|----------------|-----------|---------------|------------------|-------------|-----------------|-------------------|------------------|--------------------|-----------------------|--------------------|
| 2018-2019 | 2 | 16 | -14 | 934 | 60 | 32 | 100 | 1,126 | 1,622 | -496 |
| 2019-2020 | 2 | 16 | -14 | 629 | 73 | 51 | 112 | 865 | 1,456 | -591 |
| 2020-2021 | 3 | 23 | -20 | 538 | 96 | 31 | 93 | 758 | 1,438 | -680 |
| 2021-2022 | 2 | 22 | -20 | 888 | 75 | 41 | 116 | 1,120 | 1,469 | -349 |
| 2022-2023 | 9 | 19 | -10 | 881 | 280 | 51 | 102 | 1,314 | 1,448 | -134 |
| Average | 4 | 19 | -16 | 774 | 117 | 41 | 105 | 1,037 | 1,487 | -450 |



Membership Composition June 2023 Cumulative



Gender Composition June 2023 Cumulative

